
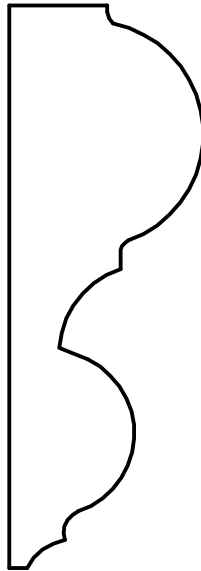


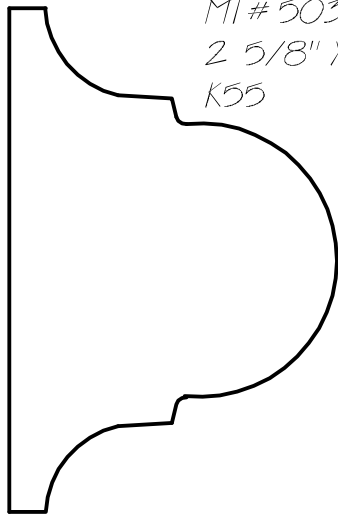
MILLWORK INTERNATIONAL INC.
CHAIRRAILS / COUNTER EDGES
MI 500 SECTION



MI# 501
3 1/4" X 1 1/8"
K210



MI# 502
3" X 1"
K24

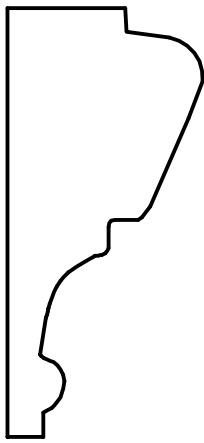


MI# 503
2 5/8" X 1 11/16"
K55

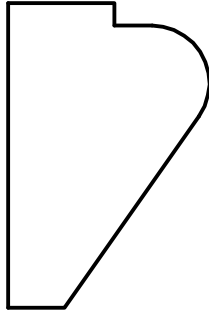


MI# 504
1 3/4" X 5/8"
K339


MILLWORK INTERNATIONAL INC.
CHAIRRAILS / COUNTER EDGES
MI 500 SECTION



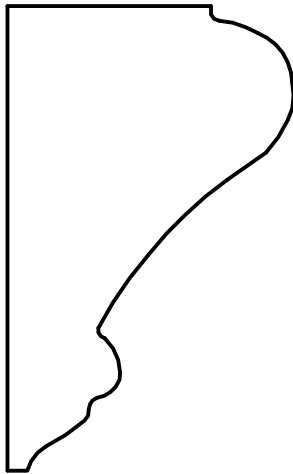
MI # 505
2 1/4" X 1"
K191




MI # 506
1 9/16" X 1 1/16"
K5



MI # 507
2 11/16" X 3/4"
K51

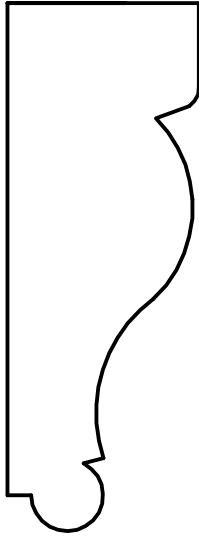


MI # 508
2 7/16" X 1 1/2"
K154

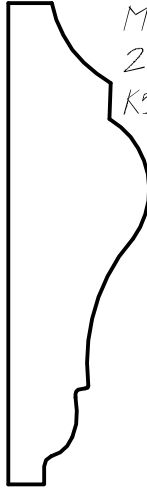


MI # 509
2 3/8" X 1"
K170


MILLWORK INTERNATIONAL INC.
CHAIRRAILS / COUNTER EDGES
MI 500 SECTION



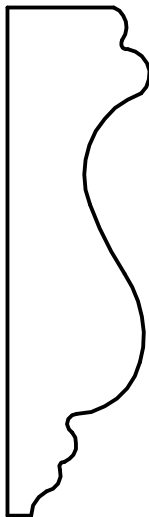
MI # 510
2 3/4" X 1"
K266



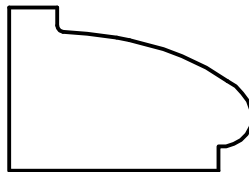
MI # 511
2 1/2" X 3/4"
K52



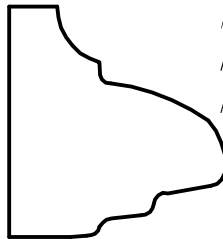
MI # 512
2 1/2" X 3/4"
K116



MI # 513
2 5/8" X 3/4"
K50

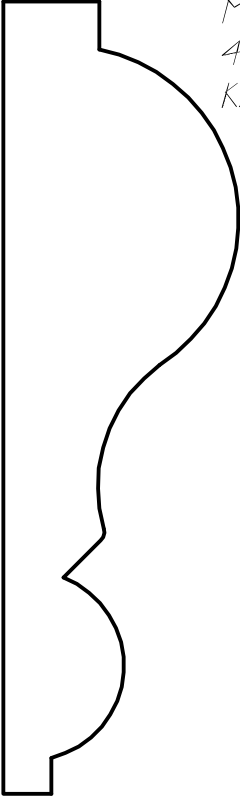


MI # 514
7/8" X 1 1/4"
K217

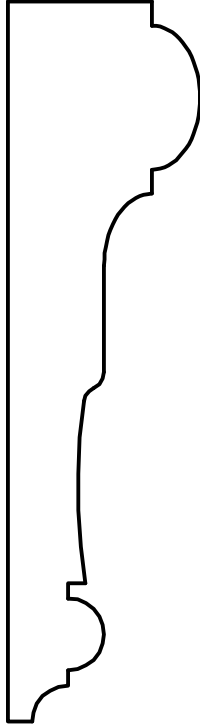


MI # 515
1 3/16" X 1 1/8"
K36

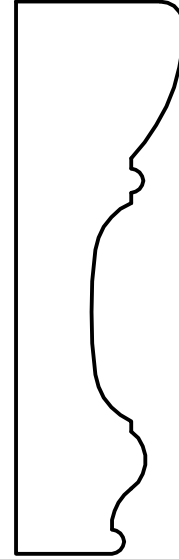
MILLWORK INTERNATIONAL INC.
CHAIRRAILS / COUNTER EDGES
MI 500 SECTION



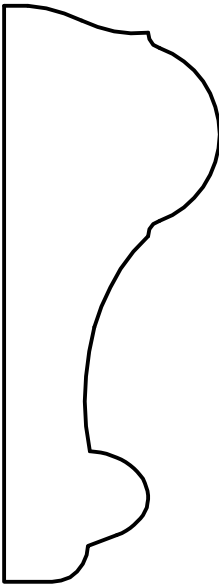
MI # 516
4 1/8" X 1 1/4"
K286



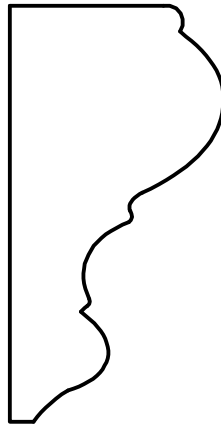
MI # 517
3 3/4" X 1"
K334



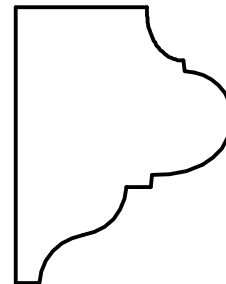
MI # 518
2 7/8" X 7/8"
K299



MI # 519
3" X 1 1/8"
K287




MI # 520
2 3/16" X 1 1/8"
K346



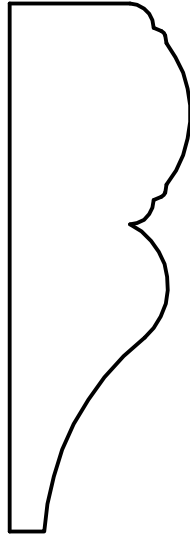
MI # 520a
1 7/16" X 1 1/8"
K351

MILLWORK INTERNATIONAL INC.
CHAIRRAILS / COUNTER EDGES
MI 500 SECTION


MI # 521
3 3/4" X 1 5/16"
K354




MI # 522
2 3/4" X 1 5/16"
K44



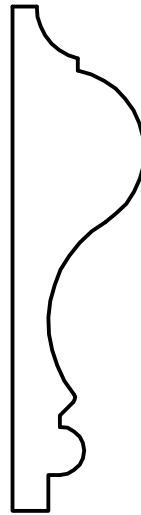
MI # 523
2 1/2" X 7/8"
K305



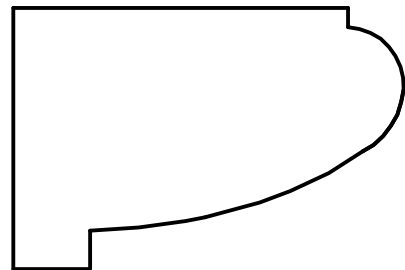
MI # 524
2 1/2" X 1"
K274




MI # 525
2 5/8" X 1 1/16"
K365



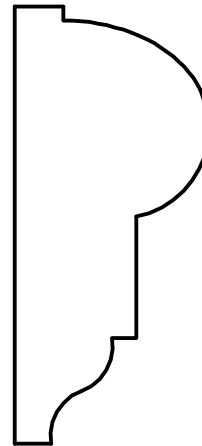
MI # 526
1 3/8" X 2 1/16"
K375




MILLWORK INTERNATIONAL INC.
CHAIRRAILS / COUNTER EDGES
MI 500 SECTION



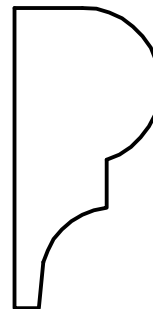
MI #527
1" X 1 5/8"
K385



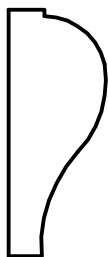
MI #528
2 1/4" X 1 1/4"
K-512



MI #529
2 1/4" X 1 1/8"
K-534

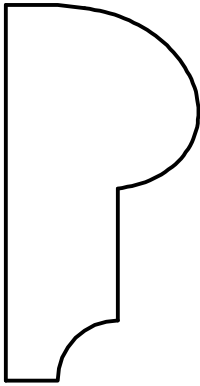


MI #530
19/16" x 3/4"
K-251

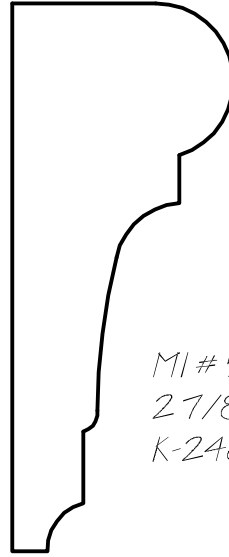


MI #531
15/16" x 1/2"
K-250

MILLWORK INTERNATIONAL INC.
CHAIRRAILS / COUNTER EDGES
MI 500 SECTION



MI # 532
1" X 1 5/16"
K-530



MI # 533
2 7/8" X 1 1/8"
K-248



MI # 534
7/8" X 1 5/8"
K393

MILLWORK INTERNATIONAL INC. BASES MI 400 SECTION

